

25: EQUIPMENT / FURNISHINGS

AIR OUTLET

ATA Chapter: 25-11



PRODUCT DESCRIPTION

Directs air in the cockpit in a downward and aft direction, away from the flight crew

ATS PART NUMBER

214A1118-12ATSMRO

OEM PART NUMBER

214A1118-12

TECHNICAL SPECIFICATIONS

- FAA PMA PQ5315NM, Supplement 20
- Equivalent in fit, form and function to OEM assembly

AIRCRAFT APPLICATION

Boeing 737-600/700/700C/800/900/900ER/
MAX 8

BRACKET ASSEMBLY

ATA Chapter: 25-11



PRODUCT DESCRIPTION

Pilot/first officer flight kit bag restraint bracket

ATS PART NUMBER

232A4398-2ATSMRO

OEM PART NUMBER

232A4398-2

TECHNICAL SPECIFICATIONS


- FAA PMA PQ5315NM, Supplement 46
- Equivalent in fit, form and function to OEM assembly

AIRCRAFT APPLICATION

Boeing 737-600/700/700C/800/900/900ER/
MAX 8/MAX 9

FLIGHT DECK SEAT TRACKS

ATA Chapter: 25-11, 53-10



PRODUCT DESCRIPTION

Shorter lead time and less cost replacement parts for flight deck seat tracks as compared to OEM components

ATS PART NUMBER

1A226-0201ATSMRO / 1A226-0202ATSMRO
1A226-0203ATSMRO / 1A226-0204ATSMRO
1A226-0205ATSMRO / 1A226-0206ATSMRO
1A296-0339ATSMRO / 1A296-0340ATSMRO

OEM PART NUMBER

1A226-0201 / 1A226-0202
1A226-0203 / 1A226-0204
1A226-0205 / 1A226-0206
1A296-0339 / 1A296-0340

TECHNICAL SPECIFICATIONS

- FAA PMA PQ5315NM, Supplement 59
- Equivalent in fit, form and function to OEM

AIRCRAFT APPLICATION

Boeing 737-600/700/700C/800/900/900ER/
MAX 8/MAX 9

25: EQUIPMENT / FURNISHINGS

GALLEY GUIDE ASSEMBLIES

ATA Chapter: 25-31



PRODUCT DESCRIPTION

Allows doors to open and slide into G3 and G4 Galley assemblies

ATS PART NUMBER

934023-1ATSMRO
934023-2ATSMRO

OEM PART NUMBER

934023-1
934023-2

TECHNICAL SPECIFICATIONS

- FAA PMA PQ5315NM, Supplement 21
- Equivalent in fit, form and function to OEM assembly
- Improved track and wheel to reduce wear

AIRCRAFT APPLICATION

Boeing 737-700

GALLEY RETAINER ASSEMBLIES

ATA Chapter: 25-31



PRODUCT DESCRIPTION

Fastens galley cabinet doors closed. Limited to 90° rotation

ATS PART NUMBER

2034100-3ATSMRO
2034100-4ATSMRO
984121-1-15ATSMRO

OEM PART NUMBER

2034100-3 L/H Quarter Turn Retainer
2034100-4 R/H Quarter Turn Retainer
984121-1-15

TECHNICAL SPECIFICATIONS


- FAA PMA PQ5315NM, Supplement 21
- Equivalent in fit, form and function to OEM assembly

AIRCRAFT APPLICATION

Boeing 737-700/800

ATTACHMENT BLOCK ASSEMBLY – LAVATORY B

ATA Chapter: 25-40



PRODUCT DESCRIPTION

Part attaches Rumbold Lavatory B module to the interior cabin floor (forward outboard attachment block assembly)

ATS PART NUMBER

C23302-341-003ATSMRO

OEM PART NUMBER

C23302-341-003

TECHNICAL SPECIFICATIONS

- FAA PMA PQ513NM, Supplement 16
- Manufactured from stainless steel for superior strength and comparable corrosion resistance
- Cadmium plated with a corrosion-inhibiting epoxy primer on all applicable mating surfaces
- Per-lavatory kit option


AIRCRAFT APPLICATION

Boeing 737-300/500/600/700/700C

25: EQUIPMENT / FURNISHINGS

ATTACHMENT BLOCK ASSEMBLY – LAVATORY B

ATA Chapter: 25-40



PRODUCT DESCRIPTION

Part attaches Rumbold Lavatory B module to the interior cabin floor (forward inboard attachment block assembly)

ATS PART NUMBER

C23302-351-007ATSMRO

OEM PART NUMBER

C23302-351-007

TECHNICAL SPECIFICATIONS


- FAA PMA PQ513NM, Supplement 16
- Manufactured from stainless steel for superior strength and comparable corrosion resistance
- Cadmium plated with a corrosion-inhibiting epoxy primer on all applicable mating surfaces
- Per-lavatory kit option

AIRCRAFT APPLICATION

Boeing 737-300/500/600/700/700C

FLOOR PANEL BLOCK ASSEMBLIES – LAVATORY B

ATA Chapter: 25-40



PRODUCT DESCRIPTION

Part attaches Rumbold Lavatory B module to the interior cabin floor (floor panel block assemblies)

ATS PART NUMBER

C23302-365-103ATSMRO

C23302-367-103ATSMRO

C23302-369-103ATSMRO

C23302-371-103ATSMRO

OEM PART NUMBER

C23302-365-103

C23302-367-103

C23302-369-103

C23302-371-103

TECHNICAL SPECIFICATIONS


- FAA PMA PQ513NM, Supplement 16
- Equivalent in fit, form and function to OEM assembly
- Manufactured from stainless steel for superior strength and comparable corrosion resistance
- Cadmium plated with a corrosion-inhibiting epoxy primer on all applicable mating surfaces
- Per-lavatory kit option

AIRCRAFT APPLICATION

Boeing 737-300/500/600/700/700C

AFT CARGO BAY DECK PANEL

ATA Chapter: 25-52



PRODUCT DESCRIPTION

Replacement for OEM Deck Panel located in Aft Cargo Bay

ATS PART NUMBER

453A2610-2ATSMRO

OEM PART NUMBER

453A2610-2

TECHNICAL SPECIFICATIONS

- FAA PMA PQ5315NM, Supplement 21
- Equivalent in fit, form and function to OEM assembly
- Drilled part to eliminate backshop time for hole details
- Clad aluminum sheet part
- Chemical conversion coating and corrosion-inhibiting primer
- Dimensions: 115.00" (292.10cm) long x 43.70" (110.99cm) wide x 0.08" (0.20cm) thick, 40.6 lbs. (18.4 kg)

AIRCRAFT APPLICATION

Boeing 737-700

25: EQUIPMENT / FURNISHINGS

BRACKET ASSEMBLY – AFT CARGO COMPARTMENT

ATA Chapter: 25-52, 53-70



PRODUCT DESCRIPTION

Attachment point for Aft Cargo Compartment Bulkhead removable panel

ATS PART NUMBER

149A8118U29ATSMRO

OEM PART NUMBER

149A8118U29

TECHNICAL SPECIFICATIONS

- FAA PMA PQ5315NM, Supplement 52
- Equivalent in fit, form and function to OEM part
- Current OEM ICA information is applicable to parts

AIRCRAFT APPLICATION

Boeing 737-600/700/700C/800/900/900ER/MAX 8 & 9

CARGOTEK® CARGO BAY PROTECTION SOLUTIONS

ATA Chapter: 25-52



PRODUCT DESCRIPTION

Durable, thin floor lining system that adheres to original flooring providing protection. CargoTek® reduces cargo bay maintenance costs and cargo-related gate delays resulting from unexpected discovery of scratches, dents, cracks and/or corrosion on original equipment cargo bays

Complete CargoTek® solution options include pit liner, side wall protector, net anchor guard, stop block, blow out panel protector, door shield, anti-bump belt loader flag, and TSO tie-down strap pouch

ATS PART NUMBER

Please contact our sales representative for part number applicability

TECHNICAL SPECIFICATIONS

- FAA Certified Design under STC # ST04081NY, PMA Obtained
- Made from impact-resistant Kydex® T
- Water/moisture resistant
- Precision tooled to completely cover pit floor while accommodating all hold-down locations and openings. All fasteners are completely covered by our pit liners
- UL Std 94 V-0 & 5V fire rating, meeting CFR 25.855 requirements

AIRCRAFT APPLICATION

Boeing 737 NG/MAX 8
Airbus (ceo/neo): A319, A320, A321

25: EQUIPMENT / FURNISHINGS

TIE DOWN ASSEMBLY – LH FWD ENTRY DOOR

ATA Chapter: 25-66, 53-42



141A5220-2, STA 312



141A5220-4, STA 344

PRODUCT DESCRIPTION

Attached to the floor structure located at the LH Fwd Entry Door to secure the Escape Slide during emergency evacuation

ATS PART NUMBER

141A5220-2ATSMRO
141A5220-4ATSMRO

OEM PART NUMBER

141A5220-2
141A5220-4

TECHNICAL SPECIFICATIONS

- FAA PMA PQ5315NM, Supplement 53
- Equivalent in fit, form and function to OEM part
- Current OEM ICA information is applicable to parts

AIRCRAFT APPLICATION

141A5220-2ATSMRO:

Boeing 737-600/700/700C/800/900/900ER/
MAX 8 & 9

141A5220-4ATSMRO:

Boeing 737-600/700/800/900/900ER/MAX 8 & 9